

Claw Couplings

Standard Version DIN 3489 made of Stainless Steel 1.4401

- High-quality claw couplings made of stainless steel 1.4401 (resistant to rust and acid) with safety notches
- With sealing ring made of FKM (acid-resistant), other materials (☉ below)
- Couplings made with lost wax technique, special surface finish
- Maximum bore for maximum flow rate
- Turned gasket seat, therefore 100 % leakage-proof
- Turned stem profile for perfect hose fit, 100 % function check and sight control
- For aggressive fluids (depending on mixture/ concentration) in tank and container construction, chemical or petrochemical industry, etc.
- For food and drinking water applications use rubber ring type GPOR (according to the food industry)

Materials

- Claw, connector: Stainless Steel 1.4401
- Chain: Stainless Steel 1.4301
- Thread ferrule: Brass MS 58 chromium-plated
- Seals: FKM


Max. Working Pressure	Temperature	Thread	Norm	Claw distance	Media	☉
PN 16 bar	-30°C – +200°C	ISO 228	DIN 3489	42 mm	Chemical media	1



Claw Couplings with hose barb (DIN 3489)

Hose connection	L	B	L1	Passage	Weight	Type No.
Hose i.D. 10	65	63	40	6.5	125	EKT 10 V
Hose i.D. 13	65	63	40	9	129	EKT 13 V
Hose i.D. 19	65	63	40	15	142	EKT 19 V
Hose i.D. 25	65	63	40	20	165	EKT 25 V


Swivelling execution on request.



Claw Couplings with female thread (DIN 3489)*

Thread connection	L	B	L1	Passage	Weight	Type No.
G 3/8 f	41.5	63	14	15	173	EKI 38 V
G 1/2 f	41.5	63	15	15	163	EKI 12 V
G 3/4 f	41.5	63	16	20	158	EKI 34 V
G 1 f	41.5	63	18	20	160	EKI 10 V

*On request also available with NPT thread (surcharge 2.75 Euro gross/ piece)



Claw Couplings (DIN 3489) with male thread and thread protective cap*

Thread connection	L	B	L1	Passage	Weight	Type No.
G 3/8 m	39	63	12	10	148	EKA 38 V
G 1/2 m	39	63	14	14	151	EKA 12 V
G 3/4 m	41.5	63	15	19	155	EKA 34 V
G 1 m	41.5	63	15	20	180	EKA 10 V

*On request also available with NPT thread (surcharge 2.75 Euro gross/ piece)




Claw Couplings with Thread Ferrule (according to DIN EN 14 424)

Hose connection	L	SW	B	Passage	Weight	Type No.
Hose 13x3	57	24	63	11	170	EKTQ 133 V
Hose 13x5	57	27	63	11	175	EKTQ 135 V
Hose 15x5	57	32	63	13	190	EKTQ 155 V
Hose 19x5	57	32	63	16	195	EKTQ 195 V
Hose 19x6	57	36	63	16	200	EKTQ 196 V
Hose 25x5	62	41	63	22	250	EKTQ 255 V
Hose 25x7	62	46	63	22	260	EKTQ 257 V



Claw Couplings with blank ends (DIN 3489)

Version	L	B	☉	Weight	Type No.
without chain	42	63		144	EKO V
with chain	42	63		136	EKM V
chain (spare part)	200		10	7	EKMV-K



Original Rubber Ring

Resistance	L	D	D1	Material	Temp.°C	Colour	Shore A	☉	Weight	Type No.
Chem. media	10,5	34	20	FKM	-40 /+200	green	50°	10	9	GVOR
Steam	10	33	20	TFEP	-15 /+200	red	65°	10	6	GDOR
Foods	10.5	34	20	EPDM	-40 /+130	nature	70°	10	9	GPOR

Claw Couplings

MODY-Safety-Screwing Couplings DIN 3238 made of Stainless Steel 1.4401

- High-quality claw couplings made of stainless steel 1.4401 (resistant to rust and acid) with safety notches
- Easy to couple, secured against accidental opening through tightening the locking nut
- With sealing ring made of FKM (acid-resistant), other materials (☉ below)
- Couplings made with lost wax technique, special surface finish
- Maximum bore for maximum flow rate
- Turned gasket seat, therefore 100 % leakage-proof
- Turned stem profile for perfect hose fit, 100 % function check and sight control
- For aggressive fluids (depending on mixture/ concentration) in tank and container construction, chemical or petrochemical industry, etc.
- For food and drinking water applications use rubber ring type SPOR-N (according to the food industry)

Materials

- Claw: Stainless Steel 1.4401
- Locking nut: Stainless Steel 1.4305
- Seals: FKM, TFEP
- Connector: Stainless Steel 1.4404
- Crimping ferrule: Brass MS 58 plain

Max. Working Pressure	Temperature	Thread	Norm	Claw distance	Media	☉
PN 16 bar	-30°C – +200°C	ISO 228	DIN 3238	42 mm	Chemical media	1

MODY-Safety-Screwing Couplings with hose barb (DIN 3238)

Hose connection	L	SW	B	L1	Passage	Weight	Type No.
Hose i.D. 13	105	36	63	41	9	337	EKS 13 V
Hose i.D. 19	105	36	63	41	15	350	EKS 19 V
Hose i.D. 25	105	36	63	41	18	380	EKS 25 V

Other sizes on request.

Hose assembly with hose clamps type SLE (☉ page 356)

MODY-Safety-Screwing Couplings (DIN 3238) with brass MS 58 safety clamps for steam applications (DIN EN 14 423)

Hose connection	L	B	Passage	Mat. Seal	Weight	Type No.
Hose 13x6	120	63	10	TFEP (SDOR-N)	840	EKS 13 KSM
Hose 19x7	120	63	15	TFEP (SDOR-N)	940	EKS 19 KSM

For Hose 25 x 7.5 (1") on request

MODY-Safety-Screwing Couplings with male thread (DIN 3238)

Thread connection	L	SW	B	L1	SW1	Passage	Weight	Type No.
G 1/2 m	77	36	63	12	24	13	320	EKSA 12 V
G 3/4 m	80	36	63	15	24	18	335	EKSA 34 V
G 1 m	82	36	63	15	24	18	370	EKSA 10 V

MODY-Safety-Screwing Couplings with female thread (DIN 3238)

Thread connection	L	SW	B	L1	SW1	Passage	Weight	Type No.
G 1/2 f	80	36	63	15	24	18	345	EKSI 12 V
G 3/4 f	95	36	63	15	32	18	430	EKSI 34 V
G 1 f	100	36	63	20	41	18	530	EKSI 10 V

Original Rubber Ring for MODY-Safety Claw Couplings

Resistance	L	D	D1	Material	Temp.°C	Colour	Shore A	Version	☉	Weight	Type No.
Chem. media	4	30	21	FKM	-30 / +200	green	70°	DIN 3238	10	2	SVOR-N
Chem. media	7	32.5	21	FKM	-30 / +200	green	60°	ALT	10	5	SVOR
Steam	4	30	21	TFEP	-15 / +200	red	65°	DIN 3238	10	1,7	SDOR-N
Foods	4	30	21	EPDM	-40 / +130	nature	75°	DIN 3238	10	2	SPOR-N

