

Sandblast Couplings and Nozzle Holders

made of Malleable Iron/ Aluminium

- Sandblast couplings made of malleable iron zinc-plated and yellow passivated (free of chrome VI) or nylon
- Nozzle holders made of aluminium or nylon
- Hose couplings and nozzle holders always with screws
- For your own security, we recommend in all cases to use our safety-clip USC-1 and for all types 'TN' to use the automatic safety system DSR (for nylon couplings always inclusive)
- Types 'TN' with sealing hose to gasket and extended stem with new inner profile to avoid leaking blasting media
- To be used at blasting machines and cabins, stationary and mobile blast tools

Materials

- Couplings: Malleable iron zinc-plated and yellow passivated (free of chrome VI) or nylon
- Nozzle Holder: Aluminium or nylon
- Seals: NBR


Max. Working Pressure	Temperature	Thread	Claw distance	Media	
PN 12 bar	up to +100°C	ISO 228 / Coarse thread	58 mm	Blasting media	1



Couplings made of malleable iron with hose connection

Hose connection	L	B	Weight	Type No.
Hose 19x6	100	63	900	SS 19 T*
Hose 25x7	93	87	481	SS 25 T
Hose 32x8	92	87	570	SS 32 T
Hose 38x9	129	87	784	SS 38 T
Hose 40x10	150	87	893	SS 40 T

*KIG 54 (claw distance 42 mm) with screwed-in steel pipe



Couplings made of malleable iron with female thread

Thread connection	L	B	L1	Weight	Type No.
G 1 1/4 f	62	87	28.5	509	SK 38 TN
G 1 1/4 f	55	87	27	392	SK 38 T
G 1 1/2 f	62	87	28.5	464	SK 38/15 TN
G 1 1/2 f	55	87	27	340	SK 38/15 T
Coarse thread 50	62	87	27	448	SK 50 TN
Coarse thread 50	55	87	29.5	324	SK 50 T
G 2 f	84	87	42.5	550	SK 60 T



Original Rubber Ring for couplings made of malleable iron


Syst.	Resistance	L	D	D1	Material	Temp.°C	Colour	Shore A		Weight	Type No.
...T	Oil/ Air	10.5	48.5	31	NBR	-40 – +95	black	60°	10	11	SKD
...TN	Oil/ Air	27	44	31	NBR	-40 – +95	black	60°	10	20	SKD-1



Nozzle Holders made of aluminium with female thread

Hose connection	Thread connection	L	D	L1	Weight	Type No.
Hose 32x8	G 1 1/4 f	130	57	28.5	248	SD 32-32 A
Hose 32x8	Coarse thread 50	130	57	28.5	231	SD 50-32 A

Original Spare Parts for couplings and nozzle holders

Typ	Material	Characteristics	L	B		Weight	Type No.
Screw	Steel zinc-plated	rec.head 4.2 x 13	-	-	50	1	SHS
Safety Clip DIN 11024	Steel zinc-plated	wire Ø 3	63	27	50	10	USC-1
Automat. Safety System	Steel zinc-plated	wire Ø 2	-	-	10	6	DSR

Sandblast Couplings and Nozzle Holders

made of Nylon


Couplings made of Nylon with hose connection

Hose connection	L	B	Weight	Type No.
Hose 19x7	110	51	193	CQP-3/4
Hose 25x7	110	51	165	CQP-1
Hose 32x8	136	60	222	CQP-2
Hose 38x9	136	67	244	CQP-3
Hose 42x9	136	71	215	CQP-4



Couplings made of Nylon with female thread

Thread connection	L	B	Weight	Type No.
G 1 1/4 f	63	61	126	CFP
Coarse thread 50 mm	63	61	107	CPF-50



Original Rubber Rings for couplings made of Nylon

System	Resistance	L	D	D1	Material	Temp. °C	Colour	Shore A	Weight	Type No.
CQP-3/4	Oil/ Air	27	44	19	NBR	-40 – +95	black	60°	20	SDR-1
CQP-1	Oil/ Air	27	44	25	NBR	-40 – +95	black	60°	17	SDR-2
Other types	Oil/ Air	27	44	31.5	NBR	-40 – +95	black	60°	18	SDR-3



Nozzle Holders made of Nylon with female thread

Hose connection	Thread connection	L	D	Weight	Type No.
Hose 19x7	Coarse thread 50	100	49	115	NHP-34
Hose 25x7	Coarse thread 50	100	51	93	NHP-1
Hose 32x8	Coarse thread 50	120	59	150	NHP-2
Hose 38x9	Coarse thread 50	128	66	156	NHP-3
Hose 19x7	G 1 1/4 f	100	51	109	HEP-34
Hose 25x7	G 1 1/4 f	100	51	102	HEP-1
Hose 32x8	G 1 1/4 f	128	59	154	HEP-2
Hose 38x9	G 1 1/4 f	128	66	166	HEP-3



Sandblast Throttle Valve

with lever stop

- Sandblast throttle valve made of malleable iron zinc-plated and yellow passivated (free of chrome VI)
- Extreme robust version with throttle made of steel

Materials

- Housing, handle: Malleable iron zinc-plated and yellow passivated (free of chrome VI)

Max. Working Pressure	Thread	Media	
PN 50 bar	NPT	Mortar/concrete	1

Sandblast Throttle Valve with lever stop, without exhaust, both sides NPT male threads

Inlet	Outlet	L	SW	B	L1	L2	Passage	Weight	Type No.
NPT 1 m	NPT 1 m	96	37	168	22	22	16	741	ADA 10 SK

