

Hose assembly Handling guide

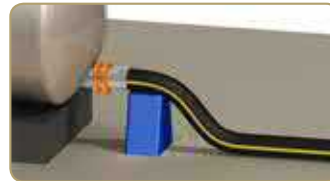
Special care for installation of hose assemblies.

Incorrect




Never use hose unsupported

Correct




Always support hose near coupling

Incorrect



Correct




Incorrect



Protect against sharp edges, quay edges. Ship's guard rail etc.

Correct



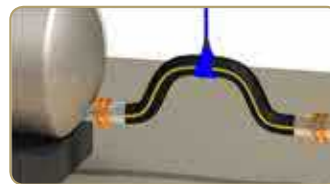
Acceptable

Incorrect



Never use hose unsupported

Correct



Support hose with slings where appropriate

Incorrect



Never support hose with single rope

Correct



Support hose with slings

Incorrect



Never overbend hose or allow hose to hang between quay and ship

Hose assembly Handling guide

Special care for installation of hose assemblies.

Incorrect



Correct



Incorrect



Correct



Incorrect



Correct



Incorrect



Correct



Hose assembly Handling guide

Special care for installation of hose assemblies.

Incorrect



Correct



Incorrect



Correct



Incorrect



Correct



Incorrect



Correct




Hose assembly Handling guide

Special care for installation of hose assemblies (diameter above 100 mm).

Incorrect



Correct



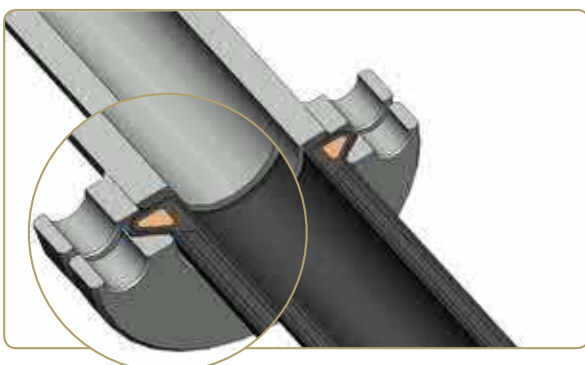
Always position the flange
with hose straight



Special care for END-FLEX ends.



CORRECT on flat-face flanges



INCORRECT on raised-face flanges



CORRECT on raised-face flanges with carbon fibre gasket

Hose assembly

Handling guide

2016

Special care for installation of hose assemblies (diameter above 100 mm).

Incorrect



Correct



Incorrect



Correct



For transportation, installations or support in place,
never use a single rope to lift hose.
Only slings in sufficient numbers depending of the hose lengths.

For handling in straight length, a lifting beam must be used imperatively.

We recommend the use of slings (150 mm wide minimum).

Number of slings should be at least:

- 2 for length < 6 m
- 3 for length of 6 to 8 m
- 4 for length > 8 m

Correct



Storage guidelines for hoses and hose assemblies

The sensitivity of rubber to elements such as:

- ★Oxygen
- ★Ozone
- ★Infrared Rays
- ★Ultraviolet rays
- ★Heat

requires storage to follow some simple rules in order to protect the product against accelerated aging.

The following guidelines are in accordance with the standard ISO8331-2016:

Rubber, composite and plastic hoses and hose assemblies guidelines for selection, storage, use and maintenance.

Storage room

- ▶▶ The room where the product is stored should be cool, dry, dust free and ventilated but without drafts.

Storage time

- ▶▶ The storage time should be minimized. FIFO management (first in - first out) is highly recommended.

Temperature

- ▶▶ The temperature should be as stable as possible and preferably between -10° C and +25° C.
- ▶▶ Below -10° C, caution should be taken when handling the product because it can become very rigid.

Heating

- ▶▶ The hoses and hose assemblies must be kept at least 2 meter away from any heat source.

Humidity

- ▶▶ The relative humidity should be below 70%.

Light

- ▶▶ Items should be stored in a dark place, and protected from sunlight or any artificial light. (UV and IR).

Ozone

- ▶▶ The storage room must not contain ozone-producing equipments, such as lamps or mercury vapor tubes, high voltage electrical equipment, electric motors, etc ...

Environment

- ▶▶ Solvents, fuels, lubricants, chemicals should not be kept in the same room as hoses.

Method of storage

- ▶▶ Hoses and hose assemblies must lie unconstrained and piling shall be limited whenever possible.
- ▶▶ The original packaging must be kept on as long as possible, including caps protecting the ends of the hoses.