

Kamlok Quick Couplings

DIN EN 14 420-7, MIL-C-27487 made of Stainless Steel 1.4401

- High-quality, robust couplings according to US-Mil.-Standard (MIL-C-27487) or DIN EN 14 420-7 (former DIN 2828) made of stainless steel 1.4401
- Interchangeable with common worldwide used types
- Female threads with thread sealing ring made of PTFE
- Seals made of NBR, Hypalon, EPDM and FKM, as well as handles and spare parts
- Couplings always come with handle securing and safety clips (steel zinc-plated)
- **Universal coupling for aggressive media (depending on mixture/ concentration) in chemical and petrochemical industry, steel and food industry, medical technology, shipbuilding or agriculture**
- **Current information about standards for DIN EN 14 420-7 (page 335)**

Materials

- Female part, male part, handle: Stainless Steel 1.4401
- Seals: NBR

Max. Working Pressure	Temperature	Thread	Norm	Media	
PN 16 bar	-40°C – +95°C	ISO 228 / DIN EN 10226	MIL-C-27487/ DIN EN 14 420-7	Different	1


Couplings with hose stem (MIL-C-27487)

Hose connect.	L	B	Type-Size	ID	Passage	DN	System	Weight	Type No.
Hose i.D. 13	86	40	50	24.5	8	15	one handle w/o safety clip	150	50-C-SS-BU
Hose i.D. 19	82	63	75	32.4	14	20	two handles w safety clip	238	75-C-SS-BU
Hose i.D. 25	97	72	100	37.3	20	25	two handles w safety clip	358	100-C-SS-BU
Hose i.D. 32	108	83	125	46	25.5	32	two handles w safety clip	600	125-C-SS-BU
Hose i.D. 38	112	90	150	54	32	40	two handles w safety clip	723	150-C-SS-BU
Hose i.D. 50	130	102	200	63.8	44	50	two handles w safety clip	846	200-C-SS-BU
Hose i.D. 63	136	119	250	76.5	56.5	65	two handles w safety clip	1214	250-C-SS-BU
Hose i.D. 75	162	135	300	92.2	75	80	two handles w safety clip	1834	300-C-SS-BU
Hose i.D. 100	163	174	400	120.3	95	100	two handles w safety clip	3045	400-C-SS-BU




Couplings with female thread and thread sealing ring (DIN EN 14 420-7 Form DF)

Thread connect.	L	B	Type-Size	ID	Passage	DN	System	Weight	Type No.
G 1/2 f	45	40	50	24.5	15	15	one handle w/o safety clip	147	50-D-SS-BU
G 3/4 f	51	63	75	32.4	17.5	20	two handles w safety clip	265	75-D-SS-BU
G 1 f	62	72	100	37.3	23	25	two handles w safety clip	398	100-D-SS-BU
G 1 1/4 f	70	83	125	46	31	32	two handles w safety clip	773	125-D-SS-BU
G 1 1/2 f	71	90	150	54	37	40	two handles w safety clip	817	150-D-SS-BU
G 2 f	78	102	200	63.8	47	50	two handles w safety clip	880	200-D-SS-BU
G 2 1/2 f	77	119	250	76.5	62	65	two handles w safety clip	1221	250-D-SS-BU
G 3 f	91	135	300	92.2	75	80	two handles w safety clip	1802	300-D-SS-BU
G 4 f	85	174	400	120.3	103	100	two handles w safety clip	2354	400-D-SS-BU




Couplings with male thread (DIN EN 14 420-7 Form BF)

Thread connect.	L	B	Type-Size	ID	Passage	DN	System	Weight	Type No.
R 1/2 m	47	40	50	24.5	14	15	one handle w/o safety clip	130	50-B-SS-BU
R 3/4 m	54	63	75	32.4	19	20	two handles w safety clip	233	75-B-SS-BU
R 1 m	64	72	100	37.3	25	25	two handles w safety clip	343	100-B-SS-BU
R 1 1/4 m	70	83	125	46	32	32	two handles w safety clip	592	125-B-SS-BU
R 1 1/2 m	71	90	150	54	38	40	two handles w safety clip	694	150-B-SS-BU
R 2 m	77	102	200	63.8	51	50	two handles w safety clip	708	200-B-SS-BU
R 2 1/2 m	85	119	250	76.5	63	65	two handles w safety clip	1007	250-B-SS-BU
R 3 m	95	135	300	92.2	75	80	two handles w safety clip	1438	300-B-SS-BU
R 4 m	90	174	400	120.3	102	100	two handles w safety clip	1988	400-B-SS-BU



Dust cap (DIN EN 14 420-7 Form DC)

L	B	Type-Size	ID	DN	System	Weight	Type No.
42	40	50	24.5	15	one handle w/o safety clip	123	50-DC-SS-BU
42	63	75	32.4	20	two handles w safety clip	183	75-DC-SS-BU
49	72	100	37.3	25	two handles w safety clip	274	100-DC-SS-BU
57	83	125	46	32	two handles w safety clip	493	125-DC-SS-BU
59	90	150	54	40	two handles w safety clip	559	150-DC-SS-BU
63	102	200	63.8	50	two handles w safety clip	756	200-DC-SS-BU
67	119	250	76.5	65	two handles w safety clip	897	250-DC-SS-BU
70	135	300	92.2	80	two handles w safety clip	1296	300-DC-SS-BU
70	174	400	120.3	100	two handles w safety clip	1898	400-DC-SS-BU



Kamlok Quick Plugs

made of Stainless Steel 1.4401

Plugs with hose stem (MIL-C-27487)

Hose connect.	L	Type-Size	ID	Passage	DN	Weight	Type No.
Hose i.D. 13	87	50	24.3	8	15	120	50-E-SS
Hose i.D. 19	88	75	32.1	14	20	171	75-E-SS
Hose i.D. 25	103	100	36.7	20	25	284	100-E-SS
Hose i.D. 32	110	125	45.5	25	32	442	125-E-SS
Hose i.D. 38	116	150	53.4	32	40	563	150-E-SS
Hose i.D. 50	146	200	63	43	50	812	200-E-SS
Hose i.D. 63	148	250	75.8	56	65	1186	250-E-SS
Hose i.D. 75	167	300	91.5	67	80	1815	300-E-SS
Hose i.D. 100	175	400	119.5	93	100	2945	400-E-SS



Plugs with female thread and thread sealing ring (DIN EN 14 420-7 Form AF)

Thread connect.	L	Type-Size	ID	Passage	DN	Weight	Type No.
G 1/2 f	41	50	24.3	14	15	76	50-A-SS
G 3/4 f	42	75	32.1	22	20	171	75-A-SS
G 1 f	52	100	36.7	24	25	222	100-A-SS
G 1 1/4 f	58	125	45.5	29	32	386	125-A-SS
G 1 1/2 f	62	150	53.4	38	40	493	150-A-SS
G 2 f	71	200	63	51	50	644	200-A-SS
G 2 1/2 f	75	250	75.8	58	65	945	250-A-SS
G 3 f	79	300	91.5	74	80	1320	300-A-SS
G 4 f	81	400	119.5	97	100	2118	400-A-SS



Plugs with male thread (DIN EN 14 420-7 Form FF)

Thread connect.	L	Type-Size	ID	Passage	DN	Weight	Type No.
R 1/2 m	49	50	24.3	14	15	103	50-F-SS
R 3/4 m	64	75	32.1	22	20	185	75-F-SS
R 1 m	72	100	36.7	24	25	258	100-F-SS
R 1 1/4 m	81	125	45.5	29	32	477	125-F-SS
R 1 1/2 m	82	150	53.4	38	40	565	150-F-SS
R 2 m	90	200	63	51	50	650	200-F-SS
R 2 1/2 m	105	250	75.8	58	65	1317	250-F-SS
R 3 m	104	300	91.5	74	80	1766	300-F-SS
R 4 m	114	400	119.5	97	100	2804	400-F-SS



Dust Plugs (DIN EN 14 420-7 Form DP)

L	Type-Size	ID	DN	Weight	Type No.
36	50	24.3	15	73	50-DP-SS
39	75	32.1	20	93	75-DP-SS
46	100	36.7	25	139	100-DP-SS
55	125	45.5	32	260	125-DP-SS
57	150	53.4	40	335	150-DP-SS
60	200	63	50	441	200-DP-SS
66	250	75.8	65	657	250-DP-SS
66	300	91.5	80	804	300-DP-SS
68	400	119.5	100	1525	400-DP-SS



Spare Parts for Kamlok Quick Couplings

DIN EN 14 420-7, US MIL-Norm C-27487

- Replacement seals, thread sealing rings, handles and chain

Materials


- Sealing rings, thread sealing rings: see below
- Handle: Stainless Steel 1.4401
- Chain: Stainless Steel 1.4301

Max. Working Pressure	Temperature	Norm	Media
PN 16 bar	-40°C – + 95°C	MIL-C-27487/ DIN EN 14 420-7	Different

Sealing Rings for Kamlok-Couplings


Material: NBR

Colour: black

L	D	Type-Size	D1	DN		Weight	Type No.
4	27	50	17.5	15	10	2	EDR-50-BU
5.5	35	75	22	20	10	4	EDR-75-BU
6.5	39	100	27	25	10	6	EDR-100-BU
6.5	49	125	34.5	32	10	8	EDR-125-BU
6.5	55	150	41	40	10	9	EDR-150-BU
6.5	66	200	51	50	10	12	EDR-200-BU
6.5	79	250	60	65	10	13	EDR-250-BU
6.5	95	300	76	80	10	15	EDR-300-BU
6.5	124	400	101	100	10	23	EDR-400-BU

Thread Sealing Rings for female thread parts according to DIN EN 14 420-5 or 14 420-7


Material: PTFE

L	D	Type-Size	D1		Weight	Type No.
2	21	50	15	10	1	GDR-50-PTFE
2	26	75	18	10	1	GDR-75-PTFE
2	33	100	23	10	2	GDR-100-PTFE
2	42	125	32	10	2	GDR-125-PTFE
2	48	150	38	10	3	GDR-150-PTFE
2	60	200	49	10	3	GDR-200-PTFE
2	76	250	63	10	4	GDR-250-PTFE
2	88	300	77	10	5	GDR-300-PTFE
2	114	400	100	10	6	GDR-400-PTFE


Sealing Rings made of PTFE for female thread fittings made of stainless steel


Sealing Rings made of PUR for female thread fittings made of brass

Handle with safety ring and slotted pin for stainless steel Kamlok-Couplings

Type-Size		Weight	Type No.
50-75	10	19	KAH 1
100	10	29	KAH 2
125, 150, 200, 250	10	68	KAH 3
300, 400	10	110	KAH 4

Chain made of stainless steel for Dust Caps and Plugs

L		Weight	Type No.
200	10	7	EKMV-K



Spare Parts for Kamlok Quick Couplings

DIN EN 14 420-7, US MIL-Norm C-27487

Hypalon		EPDM		FKM		Teflon-packed (U-form) with EPDM-core
Colour:	blue	Colour:	beige	Colour:	green	
Type No.	Type No.	Type No.	Type No.	Type No.	Type No.	
EDR-50-HYP*	EDR-50-EPDM* ¹	EDR-50-FPM*	-	-	-	
EDR-75-HYP	EDR-75-EPDM ¹	EDR-75-FPM	EDR-75-EPPT			10
EDR-100-HYP	EDR-100-EPDM ¹	EDR-100-FPM	EDR-100-EPPT			10
EDR-125-HYP	EDR-125-EPDM ¹	EDR-125-FPM	EDR-125-EPPT			10
EDR-150-HYP	EDR-150-EPDM ¹	EDR-150-FPM	EDR-150-EPPT			10
EDR-200-HYP	EDR-200-EPDM ¹	EDR-200-FPM	EDR-200-EPPT			10
EDR-250-HYP*	EDR-250-EPDM*	EDR-250-FPM*	EDR-250-EPPT			10
EDR-300-HYP	EDR-300-EPDM	EDR-300-FPM	EDR-300-EPPT			10
EDR-400-HYP*	EDR-400-EPDM*	EDR-400-FPM*	EDR-400-EPPT			10

*black with colour coding

¹ food resistant according to FDA 177.2600 cfr 21

PUR	
Type No.	
GDR-50-PUR	
GDR-75-PUR	
GDR-100-PUR	
GDR-125-PUR	
GDR-150-PUR	
GDR-200-PUR	
GDR-250-PUR	
-	
-	