

Claw Couplings

MODY-Safety-Screwing Couplings DIN 3238

100 %
 - Easy handling
 - Safe
 - Leakage-proof

- High-quality safety-screwing couplings, claw made of malleable iron with safety notches, hose stem made of turned steel with special contour, zinc-plated and yellow passivated (free of chrome VI)
- Reinforced thread protection ring and new sealing ring, holder embedded in coupling body
- With oil resistant rubber ring, on request with steam resistant rubber ring made of TFEP (up to +200°C)
- 100 % leakage-proof, reduces expensive air consumption • 100 % function check and sight control
- Easy to couple, secured against accidental opening through tightening the locking nut
- Maximum bore for maximum flow rate
- For absolutely safe compressed air supply in construction and industry

Materials

- Claw: Malleable iron zinc-plated and yellow passivated (free of chrome VI)
- Locking nut, safety clamps: Brass MS 58 plain
- Connector: Steel zinc-plated and yellow passivated (free of chrome VI) • Seals: NBR

Also in Stainless steel
 Page 331


Max. Working Pressure	Temperature	Thread	Norm	Claw distance	Media	
PN 16 bar	-40°C – +95°C	ISO 228	DIN 3238, NPT	42 mm	Compressed Air	5



MODY-Safety-Screwing Couplings with hose barb

Hose connection	L	B	L1	Passage	Weight	Type No.
Hose i.D. 10	100	63	41	6.5	309	SSG 10
Hose i.D. 13	100	63	41	10	309	SSG 13
Hose i.D. 15	100	63	41	11	316	SSG 15
Hose i.D. 19	100	63	41	15	319	SSG 19
Hose i.D. 25	100	63	41	18	346	SSG 25
Hose i.D. 32	135	63	48	18	464	SSG 32

For hose clamps DIN 20039 A type SL (☺ page 253) or crimping ferrules type LPH (☺ page 401)



MODY-Safety-Screwing Couplings with hose barb and safety collar

Hose connection	L	B	L1	∅Collar	Passage	Weight	Type No.
Hose i.D. 10	103	63	41	21	6.5	323	SSG 10 S
Hose i.D. 13	110	63	41	24	10	321	SSG 13 S
Hose i.D. 15	112	63	41	27	11	343	SSG 15 S
Hose i.D. 19	112	63	40.5	32	15	350	SSG 19 S
Hose i.D. 25	112	63	40.5	39	18	386	SSG 25 S

For hose clamps DIN 20039 B type SK (☺ page 413)



MODY-Safety-Screwing Couplings with hose barb for crimping ferrules (hydraulic crimping)

Hose connection	L	B	L1	∅Collar	Passage	Weight	Type No.
Hose i.D. 19	108	63	40	24	15	359	SSG 19 PH

Crimping with crimping ferrule PH-19 (☺ page 245)

Other sizes on request



MODY-Safety-Screwing Couplings with hose barb for safety clamps

Hose connection	L	B	L1	∅Collar	Passage	Weight	Type No.
Hose i.D. 19	110	63	35	26	15	340	SSG 19-KSA

For safety clamps VG 85 328 Type KSA 30-33 (☺ page 344)



MODY-Safety-Screwing Couplings with brass safety clamp for steam applications

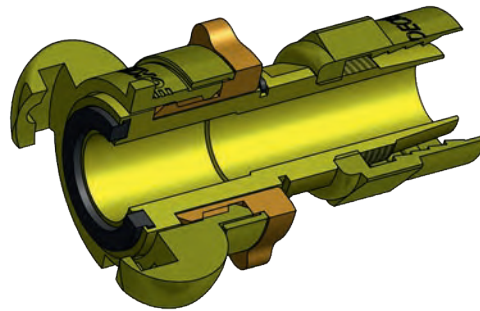
Hose connection	L	B	L1	Passage	Seal	Weight	Type No.
Hose 19x7	113	63	52	15	TFEP (SDOR-N)	920	SSG 19 KSM
Hose 25x7.5	113	63	52	18	TFEP (SDOR-N)	1120	SSG 25 KSM

Claw Couplings

MODY-Safety-Screwing Couplings DIN 3238

Thread ferrule according to DIN EN 14 424 as perfect hose connection for optimum safety; can be unlocked and reused at any time

Please pay attention to details for essential hose wall thickness!




MODY-Safety-Screwing Couplings with thread ferrule (according to DIN EN 14 424)

Hose connection	L	SW	B	SW1	Passage	Weight	Type No.
Hose 13x3	92	27	63	24	11	400	SSG 133 TQ
Hose 13x5	92	27	63	24	11	405	SSG 135 TQ
Hose 15x5	95	32	63	24	13	415	SSG 155 TQ
Hose 19x5	95	32	63	24	16	435	SSG 195 TQ
Hose 19x6	95	36	63	24	16	440	SSG 196 TQ
Hose 25x5	105	41	63	24	22	510	SSG 255 TQ
Hose 25x7	105	46	63	24	22	520	SSG 257 TQ


(Size 1" two parts screwed together)

Assembly instructions for thread ferrules (www.luedecke.com)



MODY-Safety-Screwing Couplings with female thread


Thread connection	L	SW	B	L1	Passage	Weight	Type No.
G 3/8 f	68	24	63	13	13	347	SSGI 38
G 1/2 f	70	24	63	15	17	329	SSGI 12
G 3/4 f	93	32	63	20	17	419	SSGI 34
NPT 3/4 f	93	32	63	21.5	17	388	SSGI 34 NPT
G 1 f	95	41	63	22	17	516	SSGI 10
NPT 1 f	97	41	63	22	17	473	SSGI 10 NPT



MODY-Safety-Screwing Couplings with male thread and LÜDSY-sealing system

Thread connection	L	SW	B	L1	Passage	Weight	Type No.
G 3/8 m	72	24	63	13	10	320	SSGA 38
G 1/2 m	73	24	63	14	13	351	SSGA 12
G 3/4 m	73	24	63	15	17	345	SSGA 34
NPT 3/4 m	73	24	63	18	17	345	SSGA 34 NPT*
R 1 m	85	36	63	18	17	401	SSGA 10
NPT 1 m	83	36	63	19	17	401	SSGA 10 NPT*

*without LÜDSY-thread sealing



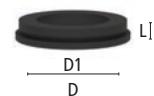
Original MODY-Rubber Rings – Standard Version

Resist.	L	D	D1	Material	Temp.°C	Media	Colour	Shore A	Weight	Type No.
Oil	4	30	21	NBR	-40 – +95	Compr. Air	black	75°	50	SGOR-N
Steam	4	30	21	TFEP	-15 – +200	Steam	red	65°	10	SDOR-N



Original MODY-Rubber Rings – Old Version (Only suitable for MODY-Couplings with old seal holder!)

Resist.	L	D	D1	Material	Temp.°C	Media	Colour	Shore A	Weight	Type No.
Oil	7	33	21	NBR	-40 – +95	Compr. Air	black	60°	50	SGOR



All types also available coloured (powder-coated)! Surcharge 3.96 Euro/ piece



RAL 5010



RAL 6029



RAL 1004



RAL 2002

Ⓢ Minimum quantity per type: 100 piece!